


Microsoft PowerPoint® Viewer Commands

<u>Display next slide:</u>	Left-click the mouse or press: Enter, spacebar, →, ↓, PgDn or N keys
<u>Display previous slide:</u>	Right-click the mouse or press: backspace, ←, ↑, PgUp or P keys
<u>Display specific slide:</u>	Slide number + Enter
<u>Display next slide even if hidden:</u>	H
<u>Display specific hidden slide:</u>	Slide number of hidden slide + Enter
<u>Display first slide:</u>	Hold down both mouse buttons for two seconds or press 1+ Enter
<u>Doodle:</u>	Click the doodle button at the bottom right-hand corner of the screen (if the doodle button doesn't appear, press A or = on the keyboard or nudge the mouse), then doodle by moving the mouse while pressing the left mouse button
<u>Erase screen doodles:</u>	E
<u>Toggle screen black:</u>	B or . (period)
<u>Toggle screen white:</u>	W or , (comma)
<u>Show or hide pointer:</u>	A or =
<u>Stop or restart automatic show:</u>	S or +
<u>End slide show:</u>	Esc or Ctrl + Break or -

Main Campus, Campus of Ohio University

Microsoft PowerPoint® Presentation Graphics for Basic Electrical Engineering I & III

Prepared by Brian Manhire, Ph.D.
Professor of Electrical Engineering



*Stocker Center, home of Ohio University's
Russ College of Engineering & Technology*

Microsoft PowerPoint® Presentation Graphics

© Copyright 1998 Brian Manhire

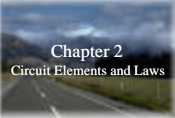

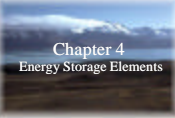
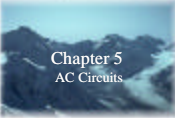


For Parts 1 and 3 of

Introduction to Electrical Engineering, 2/e

by C.R. Paul, S.A. Nasar
and L.E. Unnewehr

© 1992, McGraw-Hill, Inc.

PART 1 LINEAR ELECTRIC CIRCUITS

 Chapter 2 Circuit Elements and Laws	 Chapter 3 Analysis Techniques for Resistive Circuits	 Chapter 4 Energy Storage Elements
 Chapter 5 AC Circuits	 Chapter 6 Transients	 End of Part 1

Introduction to Electrical Engineering, 2/e
by C.R.Paul, S.A. Nasar and L.E. Unnewehr
© 1992, McGraw-Hill, Inc.




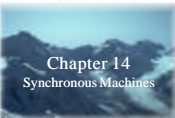


ELECTRICAL ENGINEERING

PROTOTYPICAL (ONE-QUARTER) SCHEDULE

Week*	Topics	Text Sections (Pages)	Homework Problems
1	Circuit Elements and Laws	2.1-2.6 (1-31)	2.1-2.27
2	Analytical Techniques for Resistive Circuits	2.7-3.2 (31-68)	2.29-3.17
3	"	3.3-3.6 (69-103)	3.19-3.49
4	First Examination		
	Energy Storage Elements	4.1-4.3 (104-119)	4.1-4.21
5	AC Circuits	4.4-5.2 (119-150)	4.23-5.5
6	"	5.3-5.5 (151-172)	5.7-5.29
7	"	5.6-5.7 (172-209)	5.31-5.47
8	Second Examination		
	Transients	6.1 (210-222)	6.1-6.9
9	"	6.2-6.3 (222-235)	6.11-6.19
10	"	6.4 (235-264)	6.21-6.35
11	Final Examination		

* Three 50-minute classes per week

PART 3 ELECTRIC MACHINES AND TRANSFORMERS

 Chapter 11 Polyphase Circuits	 Chapter 12 Transformers	 Chapter 13 DC Machines
 Chapter 14 Synchronous Machines	 Chapter 15 Induction Machines	 Chapter 16 Small AC Motors

Introduction to Electrical Engineering, 2/e
by C.R.Paul, S.A. Nasar and L.E. Unnewehr
© 1992, McGraw-Hill, Inc.

ELECTRICAL ENGINEERING

PROTOTYPICAL (ONE-QUARTER) SCHEDULE

Week*	Topics	Text Sections (Pages)	Homework Problems
1	Polyphase Circuits	11.1-11.4 (455-468)	11.1 - 11.20
2	Transformers	12.1-12.8 (469-481)	12.1 - 12.9
3	"	12.9-12.11 (481-491)	12.10 - 12.22
4	DC Machines	13.1-13.6 (482-510)	13.1 - 13.12
5	"	13.7-13.11 (510-528)	13.13 - 13.32
6	Midterm Examination		
	Synchronous Machines	14.1-14.3 (529-537)	14.1 - 14.6
7	"	14.4-14.7 (537-547)	14.7 - 14.20
8	Induction Machines	15.1-15.5 (548-561)	15.1 - 15.10
9	"	15.6-15.7 (561-572)	15.11 - 15.25
10	Small AC Motors	16.1-16.5 (573-588)	16.1 - 16.10
11	Final Examination		

* Three 50-minute classes per week

We welcome your questions with Enthusiasm!!






Brian Manhire, Ph.D.
Professor of Electrical Engineering

OHIO UNIVERSITY

School of Electrical Engineering
& Computer Science 740-593-1179 phone
Snyder Center 740-593-0037 fax
Athens OH 45701-2270 bmanhire1@ohio.edu

School of Electrical Engineering and Computer Science



Ohio University

Russ College of Engineering & Technology